

The background is a vibrant yellow, densely packed with various black line-art icons representing different school subjects. These include musical notes, calculators, globes, lightbulbs, trophies, backpacks, microscopes, and mathematical symbols like  $2+2=4$  and  $x+(1-y)=?$ . The word 'IDEA' is also scattered among the icons. A large, white, irregular circular shape is centered on the page, serving as a frame for the text.

Jean Childs Young  
Middle School

# GO Team Meeting

May 1, 2025  
5:30 pm



# Agenda

- I. Call to Order**
- II. Roll Call; Establish Quorum**
- III. Action Items**
  - a. Approval of Agenda
  - b. Approval of Previous Minutes:
- IV. Discussion Items**
  - a. 2025 Spring MAPS results
  - b. 2025-2030 Strategic Planning Preparation
  - c. Needs Assessment
- V. Information Items**
  - a. Principal's Report
    - a. 2024-2025 Family Engagement and/or Partnership Highlights
  - b. Cluster Advisory Team Report
  - c. GO Team Elections
- VI. Announcements**
- VII. Adjournment**



# 2025 Spring MAPS Results

## Data Points to Consider

- Spring Results
- Fall to Spring Comparison
  - Literacy
  - Numeracy





# Spring MAP Results

# Spring MAP Achievement Data



Math

# District Achievement Data: Math

School	Window	Exams				
DISTRICT	Spring 2024-2025	5,277	44%	32%	13%	11%
School	Window	Exams				
Howard	Spring 2024-2025	1,025	14%	20%	27%	39%
Hank Aaron	Spring 2024-2025	73	56%	15%	7%	22%
King	Spring 2024-2025	709	39%	35%	19%	7%
BEST MS/HS	Spring 2024-2025	127	33%	43%	21%	
CSK	Spring 2024-2025	177	39%	44%	13%	5%
Bunche	Spring 2024-2025	556	50%	35%	8%	7%
Young	Spring 2024-2025	572	53%	34%	8%	5%
Invictus	Spring 2024-2025	603	63%	27%	7%	4%
Long	Spring 2024-2025	501	57%	34%	8%	
Sylvan	Spring 2024-2025	431	53%	38%	6%	
Hollis	Spring 2024-2025	196	55%	37%	8%	
H Russell	Spring 2024-2025	309	57%	35%	6%	

School	Window	Exams				
DISTRICT	Spring 2023-2024	7,233	44%	32%	13%	10%
	Spring 2024-2025	5,277	44%	32%	13%	11%
School	Window	Exams				
Howard	Spring 2023-2024	1,007	15%	25%	25%	36%
	Spring 2024-2025	1,025	14%	20%	27%	39%
Sutton	Spring 2023-2024	1,513	28%	35%	21%	16%
AVA Self-Paced	Spring 2023-2024	15	33%	33%	20%	13%
AVA Distance Learning	Spring 2023-2024	66	48%	27%	17%	8%
BEST MS/HS	Spring 2023-2024	106	34%	42%	21%	
	Spring 2024-2025	127	33%	43%	21%	
King	Spring 2023-2024	782	50%	32%	13%	6%
	Spring 2024-2025	709	39%	35%	19%	7%
CSK	Spring 2023-2024	138	39%	46%	12%	
	Spring 2024-2025	177	39%	44%	13%	5%
Bunche	Spring 2023-2024	676	54%	34%	8%	4%
	Spring 2024-2025	556	50%	35%	8%	7%
Young	Spring 2023-2024	617	55%	34%	9%	
	Spring 2024-2025	572	53%	34%	8%	5%
Hank Aaron	Spring 2023-2024	97	86%	14%		
	Spring 2024-2025	73	56%	15%	7%	22%
Sylvan	Spring 2023-2024	428	53%	37%	7%	
	Spring 2024-2025	431	53%	38%	6%	
Long	Spring 2023-2024	597	61%	31%	7%	
	Spring 2024-2025	501	57%	34%	8%	
Invictus	Spring 2023-2024	678	66%	28%	4%	
	Spring 2024-2025	603	63%	27%	7%	4%
H Russell	Spring 2023-2024	325	61%	32%	6%	
	Spring 2024-2025	309	57%	35%	6%	
Hollis	Spring 2023-2024	187	60%	35%	4%	
	Spring 2024-2025	196	55%	37%	8%	

## District Achievement Data: Math

# Achievement Data: Math

School	Window	Exams				
DISTRICT	Spring 2024-2025	5,277	44%	32%	13%	11%

School	Window	Exams				
Young	Spring 2024-2025	572	53%	34%	8%	5%

School	Grade	Window	Exams			
Young	06	Spring 2024-2025	191	53%	39%	7%
	07	Spring 2024-2025	188	54%	34%	10%
	08	Spring 2024-2025	193	51%	27%	14%



# Subgroup Achievement Data: Math

**SWD**

School	Window	Exams			
Young	Spring 2024-2025	68	85%		12%
School	Grade	Window	Exams		
Young	06	Spring 2024-2025	22	91%	9%
	07	Spring 2024-2025	21	76%	24%
	08	Spring 2024-2025	25	88%	8%

School	Window	Exams			
Young	Spring 2023-2024	104	88%		10%
	Spring 2024-2025	68	85%		12%

School	Grade	Window	Exams		
Young	06	Spring 2023-2024	26	85%	12%
		Spring 2024-2025	22	91%	9%
	07	Spring 2023-2024	31	87%	10%
		Spring 2024-2025	21	76%	24%
	08	Spring 2023-2024	47	89%	9%
		Spring 2024-2025	25	88%	8%

# Subgroup Achievement Data: Math

ELL

School	Window	Exams				
Young	Spring 2024-2025	54	39%	46%	7%	7%

School	Grade	Window	Exams			
Young	06	Spring 2024-2025	17	29%	65%	6%
	07	Spring 2024-2025	17	41%	47%	12%
	08	Spring 2024-2025	20	45%	30%	20%

School	Window	Exams				
Young	Spring 2023-2024	58	47%	34%	12%	7%
	Spring 2024-2025	54	39%	46%	7%	7%

School	Grade	Window	Exams			
Young	06	Spring 2023-2024	17	29%	47%	24%
		Spring 2024-2025	17	29%	65%	6%
	07	Spring 2023-2024	21	57%	29%	10%
		Spring 2024-2025	17	41%	47%	12%
	08	Spring 2023-2024	20	50%	30%	10%
		Spring 2024-2025	20	45%	30%	20%

Subgroup Achievement Data: Math

Gifted

School	Window	Exams			
Young	Spring 2024-2025	31	42%	48%	10%

School	Grade	Window	Exams		
Young	06	Spring 2024-2025	11	64%	36%
	07	Spring 2024-2025	12	42%	58%




School	Window	Exams			
Young	Spring 2023-2024	24	42%	50%	8%
	Spring 2024-2025	31	42%	48%	10%

School	Grade	Window	Exams		
Young	06	Spring 2023-2024	11	45%	55%
		Spring 2024-2025	11	64%	36%
	07	Spring 2024-2025	12	42%	58%

# Are We Meeting Our Goals ?

## Math

### Key

-  = not meeting target
-  = 4 points or less away from target
-  = meeting or exceeding target

### Winter

Grade	Level 2 and up ≥ 50%	Level 3 and up ≥ 16%
6th	49%	6%
7th	40%	13%
8th	42%	12%
School	44%	11%

### Spring

Grade	Level 2 and up ≥ 50%	Level 3 and up ≥ 16%
6th	47%	8%
7th	46%	12%
8th	49%	22%
School	47%	13%



# Spring MAP Achievement Data



ELA

## District Achievement Data: ELA

School	Window	Exams				
DISTRICT	Spring 2024-2025	6,792	38%	26%	25%	11%
School	Window	Exams				
Howard	Spring 2024-2025	1,012	14%	18%	37%	31%
Sutton	Spring 2024-2025	1,459	25%	24%	38%	14%
King	Spring 2024-2025	753	37%	26%	27%	10%
CSK	Spring 2024-2025	177	27%	40%	26%	8%
BEST MS/HS	Spring 2024-2025	127	31%	35%	28%	6%
Hank Aaron	Spring 2024-2025	71	56%	17%	6%	21%
Young	Spring 2024-2025	585	45%	30%	19%	6%
Bunche	Spring 2024-2025	581	48%	29%	18%	4%
Hollis	Spring 2024-2025	200	57%	26%	16%	
H Russell	Spring 2024-2025	311	56%	27%	14%	
Sylvan	Spring 2024-2025	365	56%	27%	15%	
Long	Spring 2024-2025	589	49%	36%	13%	
Invictus	Spring 2024-2025	564	64%	22%	9%	5%

School	Window	Exams						
DISTRICT	Spring 2023-2024	7,252	42%		26%	23%	9%	
	Spring 2024-2025	6,792	38%		26%	25%	11%	
School	Window	Exams						
Howard	Spring 2023-2024	1,012	16%	20%	37%	27%		
	Spring 2024-2025	1,012	14%	18%	37%	31%		
Sutton	Spring 2023-2024	1,537	27%	27%	33%	13%		
	Spring 2024-2025	1,459	25%	24%	38%	14%		
AVA Distance Learning	Spring 2023-2024	66	44%	14%	33%	9%		
BEST MS/HS	Spring 2023-2024	107	29%	38%	28%	5%		
	Spring 2024-2025	127	31%	35%	28%	6%		
King	Spring 2023-2024	786	43%	28%	22%	7%		
	Spring 2024-2025	753	37%	26%	27%	10%		
CSK	Spring 2023-2024	138	30%	40%	24%	6%		
	Spring 2024-2025	177	27%	40%	26%	8%		
AVA Self-Paced	Spring 2023-2024	14	36%	36%	21%	7%		
Young	Spring 2023-2024	610	50%	27%	18%	4%		
	Spring 2024-2025	585	45%	30%	19%	6%		
Bunche	Spring 2023-2024	680	54%	28%	16%	2%		
	Spring 2024-2025	581	48%	29%	18%	4%		
Sylvan	Spring 2023-2024	416	53%	29%	16%	2%		
	Spring 2024-2025	365	56%	27%	15%	1%		
Hollis	Spring 2023-2024	186	56%	28%	15%	1%		
	Spring 2024-2025	200	57%	26%	16%	1%		
H Russell	Spring 2023-2024	332	55%	30%	13%	2%		
	Spring 2024-2025	311	56%	27%	14%	3%		
Long	Spring 2023-2024	598	58%	27%	14%	1%		
	Spring 2024-2025	589	49%	36%	13%	2%		
Hank Aaron	Spring 2023-2024	92	87%				11%	3%
	Spring 2024-2025	71	56%	17%	6%	21%		

## District Achievement Data: ELA

Achievement Data: ELA

School	Window	Exams				
DISTRICT	Spring 2024-2025	6,792	38%	26%	25%	11%

School	Window	Exams				
Young	Spring 2024-2025	585	45%	30%	19%	6%

School	Grade	Window	Exams			
Young	06	Spring 2024-2025	194	46%	31%	20%
	07	Spring 2024-2025	186	47%	34%	13%
	08	Spring 2024-2025	205	42%	26%	23%



Grade Level Achievement Data: ELA

School	Window	Exams				
Young	Spring 2023-2024	610	50%		27%	18% 4%
	Spring 2024-2025	597	45%		31%	19% 6%

School	Grade	Window	Exams				
Young	06	Spring 2023-2024	206	51%		28%	17%
		Spring 2024-2025	194	46%		31%	20%
	07	Spring 2023-2024	208	53%		29%	17%
		Spring 2024-2025	186	47%		34%	13% 6%
	08	Spring 2023-2024	196	46%		24%	20% 9%
		Spring 2024-2025	205	42%		26%	23% 8%

## Subgroup Achievement Data: ELA

**SWD**

School	Window	Exams					
Young	Spring 2024-2025	71	79%		15%	4%	
School	Grade	Window	Exams				
Young	06	Spring 2024-2025	23	78%		13%	9%
	07	Spring 2024-2025	22	86%		9%	
	08	Spring 2024-2025	26	73%		23%	

School	Window	Exams					
Young	Spring 2023-2024	101	84%		8%	7%	
	Spring 2024-2025	75	79%		16%	4%	
School	Grade	Window	Exams				
Young	06	Spring 2023-2024	26	92%			
		Spring 2024-2025	23	78%		13%	9%
	07	Spring 2023-2024	31	77%		16%	6%
		Spring 2024-2025	22	86%		9%	
	08	Spring 2023-2024	44	84%			9%
		Spring 2024-2025	26	73%		23%	

Subgroup Achievement Data: ELA

ELL

School	Window	Exams				
Young	Spring 2024-2025	53	28%	36%	28%	8%
School	Grade	Window	Exams			
Young	06	Spring 2024-2025	17	12%	47%	41%
	07	Spring 2024-2025	16	38%	31%	25% 6%
	08	Spring 2024-2025	20	35%	30%	20% 15%

School	Window	Exams				
Young	Spring 2023-2024	42	64%	29%	7%	
	Spring 2024-2025	36	39%	47%	14%	

School	Grade	Window	Exams			
Young	06	Spring 2023-2024	18	44%	22%	28% 6%
		Spring 2024-2025	17	12%	47%	41%
	07	Spring 2023-2024	22	45%	45%	9%
		Spring 2024-2025	16	38%	31%	25% 6%
	08	Spring 2023-2024	20	55%	15%	25% 5%
		Spring 2024-2025	20	35%	30%	20% 15%

Subgroup Achievement Data: ELA

Gifted

School	Window	Exams			
Young	Spring 2024-2025	31	26%	55%	19%

School	Grade	Window	Exams			
Young	06	Spring 2024-2025	11	27%	64%	9%
	07	Spring 2024-2025	12	33%	42%	25%

School	Window	Exams			
Young	Spring 2023-2024	24	13%	63%	25%
	Spring 2024-2025	31	26%	55%	19%




School	Grade	Window	Exams			
Young	06	Spring 2023-2024	11	18%	64%	18%
		Spring 2024-2025	11	27%	64%	9%
	07	Spring 2024-2025	12	33%	42%	25%



# Are We Meeting Our Goals ?

ELA

Key

-  = not meeting target
-  = 4 points or less away from target
-  = meeting or exceeding target

Winter

Grade	Level 2 and up ≥ 51%	Level 3 and up ≥ 20%
6th	55%	21%
7th	53%	15%
8th	57%	25%
School	55%	20%

Spring

Grade	Level 2 and up ≥ 51%	Level 3 and up ≥ 20%
6th	54%	23%
7th	53%	19%
8th	58%	31%
School	55%	25%

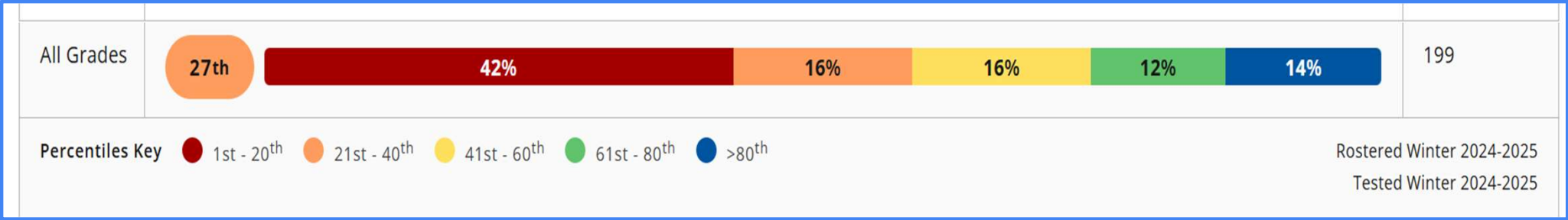
# Spring MAP Achievement Data



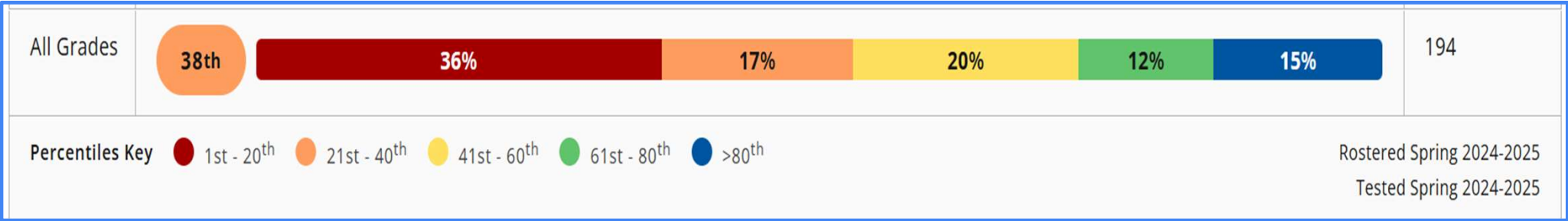
Science

# Grade Level Proficiency Data: Science

## Winter






## Spring



# Are We Meeting Our Goals?

## Science

Spring 23-24

Key	
	= not meeting target
	= 4 points or less away from target
	= meeting or exceeding target

Grade	Level 2 and up 31%	Level 3 and up 14%
School (8th)	36%	24%

Spring 24-25

Grade	Level 2 and up 34%	Level 3 and up 17%
School (8th)	47%	27%



# Needs Assessment

## ACTIVITY



### Needs Assessment

During this Needs Assessment, we will look at data from the Spring MAP administration and identify 2-3 potential needs for the 2025-2026 school year.

This discussion will help school leadership as they complete the school's 2025-2026 Continuous Improvement Plan.

# Needs Assessment: Guiding Questions

- What does this data tell us?
  - Moving in correct direction
  - Continue following guidance of ICs
- What good news is there to celebrate?
  - close to meeting EOY goals
  - Subgroups making great gains
- Where are growth opportunities?
  - Target SWD with SDI instruction
  - Use MAP continuum as a guide for instruction
- What trends do we see in the data?
  - Upward trajectory



# Needs Assessment:

What are two to three (2-3) needs we can identify based our data?

	Need
1	All teachers trained in SDI instruction for subgroups – PD for all teachers. *All teachers trained properly in pedagogy and content so that we remain in a positive trajectory.
2	Consistent, concise resources for SDI instruction/intervention.
3	Rigorous and challenging enrichment instruction for GIFTED students with connections to real world. *Emphasis on increasing the number of certified GIFTED teachers to help enhance the GIFTED instruction.



# Information Items



# Principal's Report

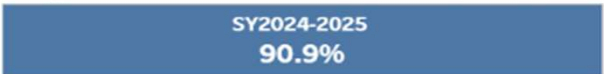




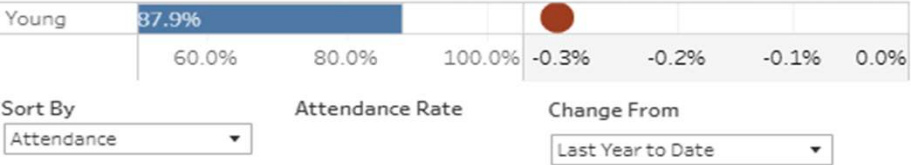
# Information about our school

## District ADA

Subject to filters above



## School ADA Attendance Comparison SY2024-2025

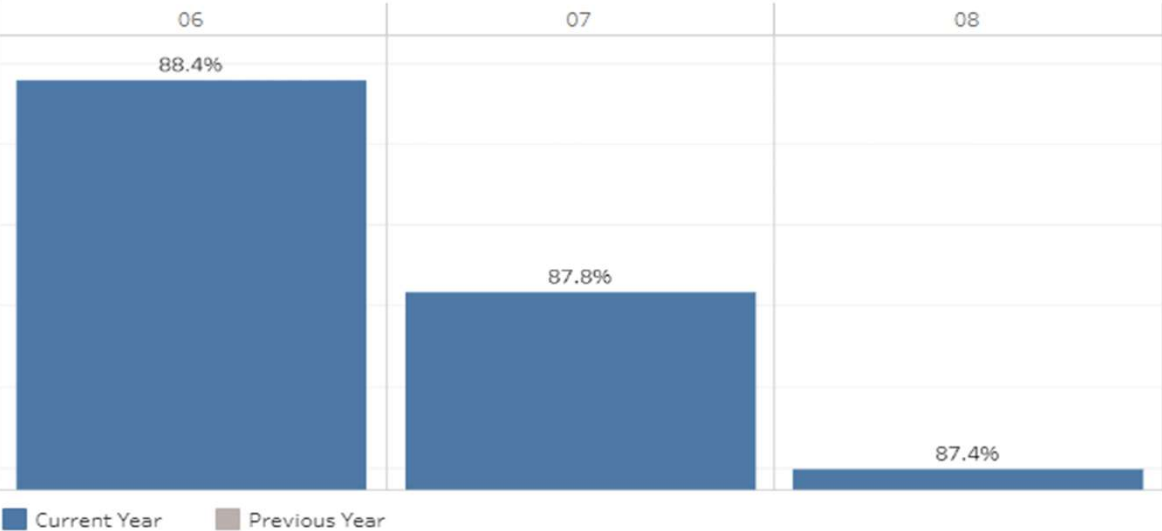


Sort By  
Attendance

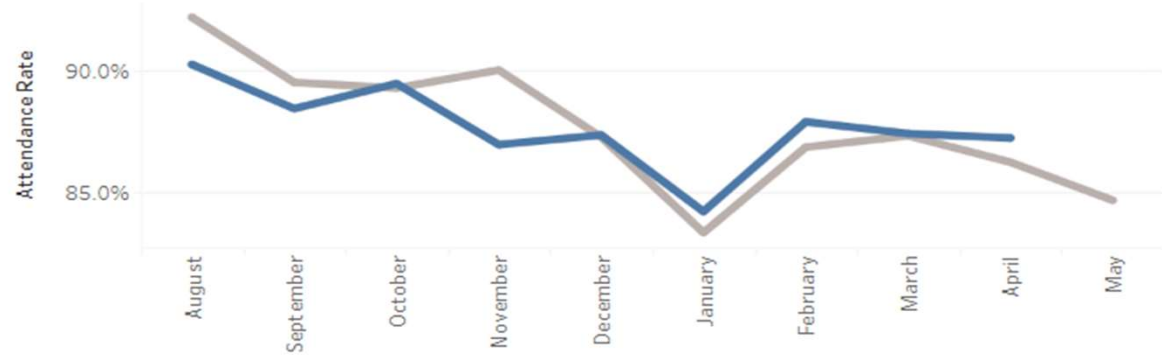
Attendance Rate

Change From  
Last Year to Date

## Comparison Across Grades



## Comparison Across Years



# Information about our school



## APS Suspension Comparison

Select Year  
Current School Year

Suspension Rate  
OSS Rate

Associate  
(All)

School Type  
MS

Cluster  
Mays

Month  
(Multiple values)

Gender  
(Multiple values)

Grade  
(Multiple values)

SWD  
(All)


Race/Ethnicity  
(All)

Cohort  
(All)

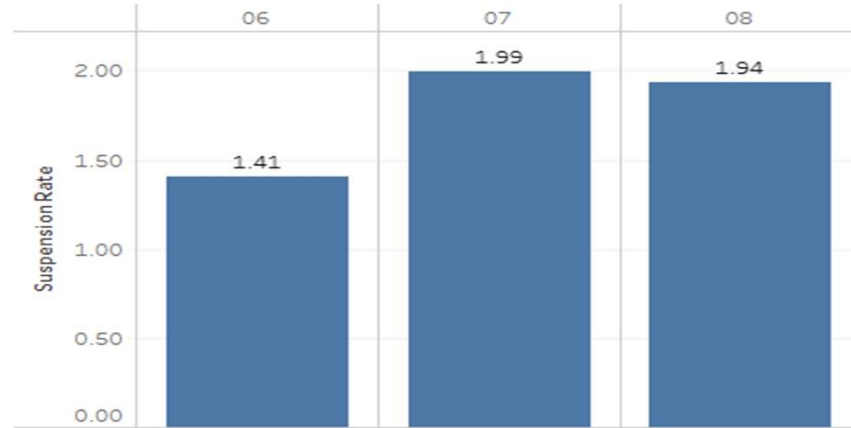
EL Status  
(All)

Homeless  
(All)

### School Comparison

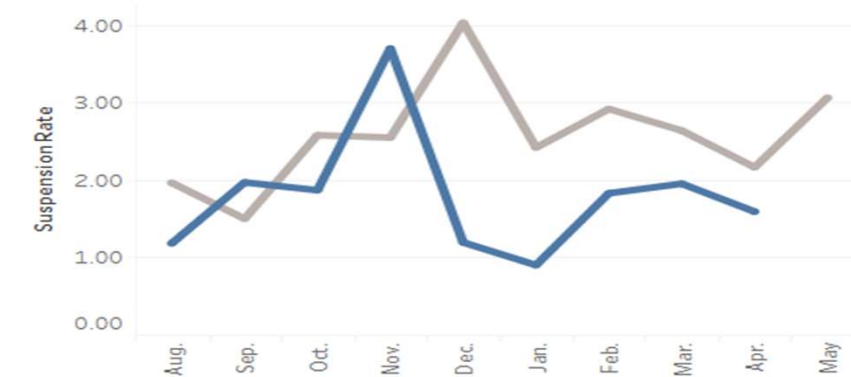


### Suspension by Grade



Current Selected Year Prior Year to Selected

### Monthly Suspension



## Information about our school

### Student Population by Race/Ethnicity and Grade Level (Male/Female/Total)

Jean Childs Young Middle School								
Grade	1:Hispanic/Latino	2:American Indian or Alaska Native	3:Asian	4:Black or African American	5:Native Hawaiian or Other Pacific Islander	6:White	7:Two or more races	Total
06	5/15/20	-	-	92/92/184	0/1/1	-	0/1/1	97/109/206
07	5/11/16	-	-	87/94/181	1/2/3	-	2/1/3	95/108/203
08	9/12/21	-	0/1/1	95/95/190	-	1/0/1	0/2/2	105/110/215
All Grades	19/38/57	-	0/1/1	274/281/555	1/3/4	1/0/1	2/4/6	297/327/624

### Student Population Excluding White not of Hispanic Origin


School	Total	Percentage
Jean Childs Young Middle School	623	99.84%

# Additional Information Items

- **Cluster Advisory Team Report**
- **GO Team Elections**
  - Find candidates at [apsstrongschools.com](https://apsstrongschools.com)
  - Vote **APRIL 16-25**
  - Households are sent a unique link based upon information in Infinite Campus
  - School Staff will be sent a link to their APS email address







# 2024-2025 Cluster Advisory Team SMARTIE Priorities

*Updates through March 24, 2025*



## **Strategy + School Governance Team**

Travis W. Norvell, Chief Strategy Officer  
Carolyn M. Barnett, Executive Director  
Sheletha Y. Champion, Program Director



# KEY THEMES

**STEM/STEAM  
EDUCATION**

**LITERACY +  
MATHEMATICS**

**ATTENDANCE +  
ABSENTEEISM**

**FAMILY +  
COMMUNITY**

**DATA-DRIVEN  
DECISIONS**

**EQUITY +  
INCLUSION**

## Mays Cluster 2024-2025 Priorities High-Level Status Update

Status Date  
March 24, 2025

Cluster Officers: Rejoice Jones-Chair, Donovan Davis-Vice-Chair, Brandi Joiner-Secretary

### Priority 1: Literacy (with a Family Engagement Focus)

#### Action Steps:

1. In Spring 2025 , launch a nightly family reading program as part of the Bean Stack challenge through Accelerated Reader..
2. Track progress through reading logs and Lexile assessments.

### Priority 2: Exceptional Education (with a Family Engagement Focus)

#### Action Steps:

1. DEE Observational Walks will occur cluster-wide to ensure co-teaching models and SDI strategies are implemented with fidelity
2. Cluster-wide DEE focused observational walk at every school

### Status + Highlights

#### PRIORITY 1 STATUS

NOT STARTED	IN PROGRESS	COMPLETED
		X

#### PRIORITY 1 HIGHLIGHTS

Title 1 Family Engagement Meeting and Roll Out of New Standards (tied in with Sneaker Ball at West Manor) Black History Month Program
Media Specialists: AR usage Family Engagement Literacy Adoption Push
Literacy Nights and Title 1 Meetings at every school directly tied to a schoolwide family engagement event ((completed at every school in the cluster)
Elementary Schools have selected HMH as Reading Curriculum

#### PRIORITY 2 STATUS

NOT STARTED	IN PROGRESS	COMPLETED
		X

#### PRIORITY 2 HIGHLIGHTS

Cluster: Family Engagement Cluster-wide event for Special Education (EELTs represented all schools) February 5th
Exceptional Ed Audit by DEE Office showed cluster in good standing
DEE Coordinators completing DEE Audits with local schools
DEE focused observational walks
Inclusive Practices Specialists provide co-teaching, SDI, and planning support for teachers.

# Announcements



- **GO Team Members**
  - **Complete your end of year surveys (AVAILABLE NOW!** Check your email for the link)
    - Principal Feedback Survey
    - GO Team Satisfaction Survey
  - **Complete your required trainings ASAP**
    - Contact the GO Team Office with any questions

## **Announcements - cont'd**

- **Georgia Milestones Testing**
  - 4/28/25 – 5/14/25
- **Awards Day/Promotion Ceremonies**
  - 6<sup>th</sup> – 5/27 @ 10:00 am
  - 7<sup>th</sup> – 5/27 @ 1:00 pm
  - 8<sup>th</sup> – 5/28 @ 10:30 am
  - \*\*5/29/25 – Last day of school
- **PTA**
- **Goodr Grocery Store**
- **Parent Resource Center**

*Thank  
You*  
for yet another  
great year!

“Rebuilding the  
Legacy: One Team,  
One Goal”

Thank You

**WOLF**  
**PRIDE**  
JEAN CHILDS YOUNG MIDDLE SCHOOL